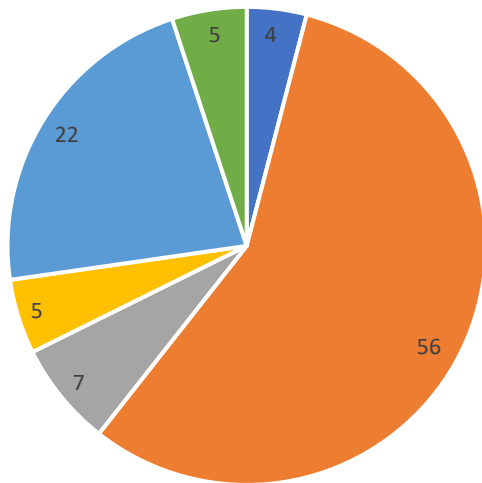




Count of Incident Number

Total Type of Incidents: January 2024



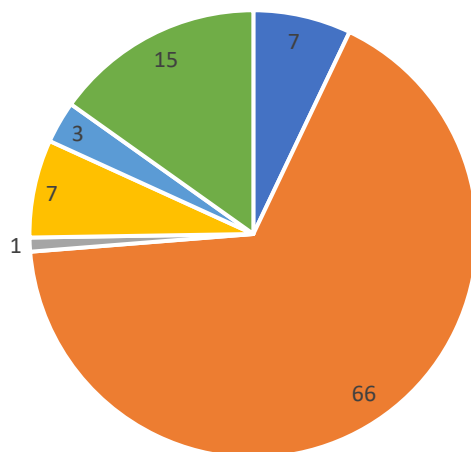
Incident Series

- [100] Fire
- [300] Rescue & Emergency Medical Service Incident
- [400] Hazardous Condition (No Fire)
- [500] Service Call
- [600] Good Intent Call
- [700] False Alarm & False Call



Count of Incident Number

Total Calls Per District: January 2024



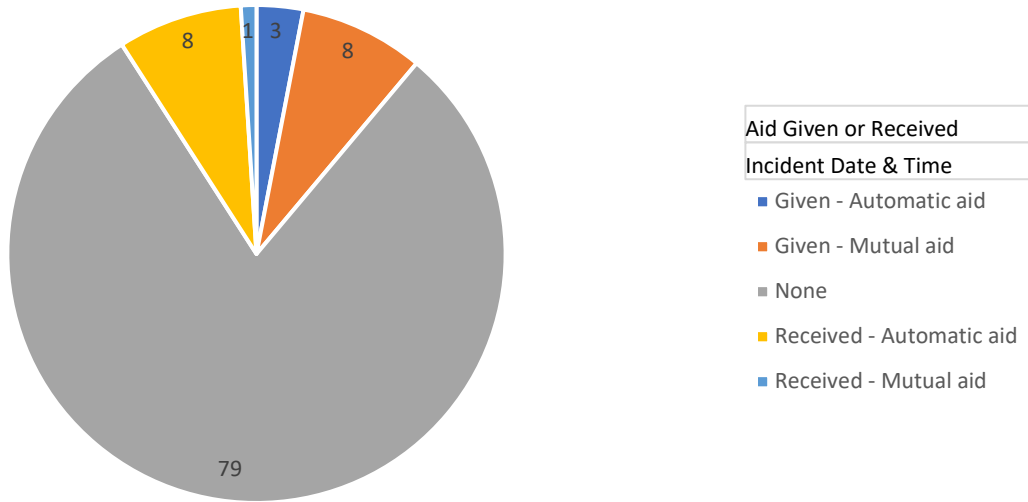
District Name

- Alexandria Twp.
- City of Lansing
- City of Leavenworth
- Delaware Twp.
- Fairmount Township
- High Prairie Township

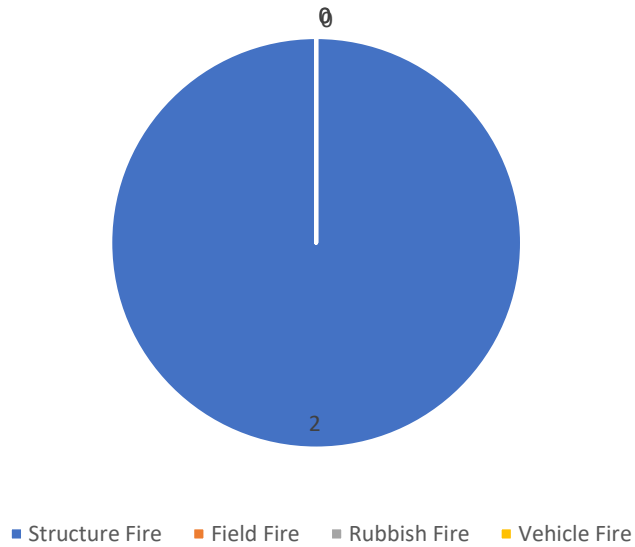


Count of Incident Number

Total Aid Given and Received: January 2024



Total Types of Fires: January 2024



Row Labels	Count of Incident Number
[100] Fire	4
[300] Rescue & Emergency Medical Service Incident	56
[400] Hazardous Condition (No Fire)	7
[500] Service Call	5
[600] Good Intent Call	22
[700] False Alarm & False Call	5
Grand Total	99

Count of Inci

Row Labels	Count of Incident Number
Alexandria Twp.	7
City of Lansing	66
City of Leavenworth	1
Delaware Twp.	7
Fairmount Township	3
High Prairie Township	15
Grand Total	99

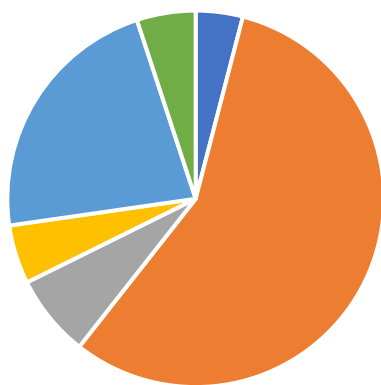
Count of Inc

Count of Inci

Row Labels	Count of Incident Number
Given - Automatic aid	3
Given - Mutual aid	8
None	79
Received - Automatic aid	8
Received - Mutual aid	1
Grand Total	99

ident Number

Total

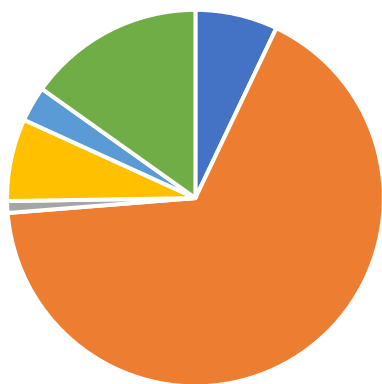


Incident Series

- [100] Fire
- [300] Rescue & Emergency Medical Service Incident
- [400] Hazardous Condition (No Fire)
- [500] Service Call

ident Number

Total

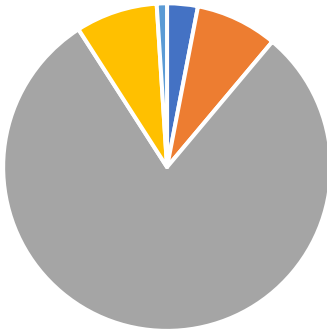


District Name

- Alexandria Twp.
- City of Lansing
- City of Leavenworth
- Delaware Twp.
- Fairmount Township
- High Prairie Township

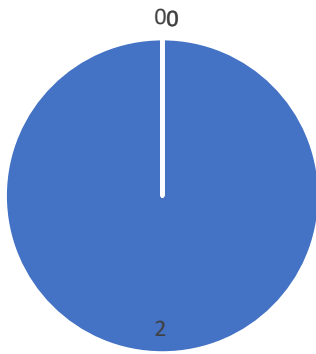
ident Number

Total



- | Aid Given or Received |
|----------------------------|
| Incident Date & Time |
| ■ Given - Automatic aid |
| ■ Given - Mutual aid |
| ■ None |
| ■ Received - Automatic aid |

Incident Count



- | | | | |
|------------------|--------------|----------------|----------------|
| ■ Structure Fire | ■ Field Fire | ■ Rubbish Fire | ■ Vehicle Fire |
|------------------|--------------|----------------|----------------|

Type of Fire	Incident Count
Structure Fire	2
Field Fire	0
Rubbish Fire	0
Vehicle Fire	0